

## DALI PS1

DALI power supply for separate installation

### Product description

- For supplying 200 mA for DALI devices or control modules without their own power supplies
- Surface-mounted casing
- 5-year guarantee



**Wiring diagrams and installation examples**, page 3



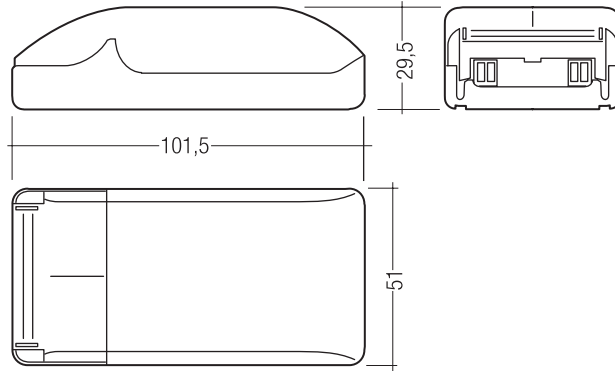


## DALI PS1

DALI power supply for separate installation

### Technical data

Rated supply voltage	230 – 240 V
Mains frequency	50 / 60 Hz
Power	4 W
Output	DALI
Max. output current, DALI	200 mA
Ambient temperature $t_a$	0 ... +50 °C
Type of protection	IP20



### Ordering data

Type	Article number	Packaging, carton
DALI PS1	24034323	1 pc(s).

**DALI standard**

DALI PS1 is designed to supply control gear with DALI standard IEC 60929 (DALI V0) and IEC 62386 (DALI V1).

**Glow-wire test**

according to EN 60598-1 passed.

**Functional description**

Central DALI power supply rated at 200 mA (DALI standard allows max. 250 mA).  
The controls interface of a DALI ballast normally sources 2 mA, with 64 individual addresses this will source 128 mA. The remaining 72 mA can be used to power other DALI controls without an internal power supply such as the DALI GC and DALI SC.

**Installation**

- DALI signals are not SELV. Therefore the same procedures should be applied as working with mains voltage.
- Individual DALI circuits must not exceed 200 mA.
- The maximum cable length of the DALI signal wires must not exceed 300m or drop more than 2V on the signal line voltage.

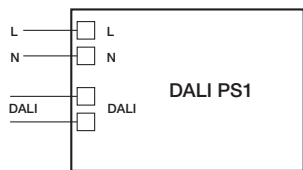
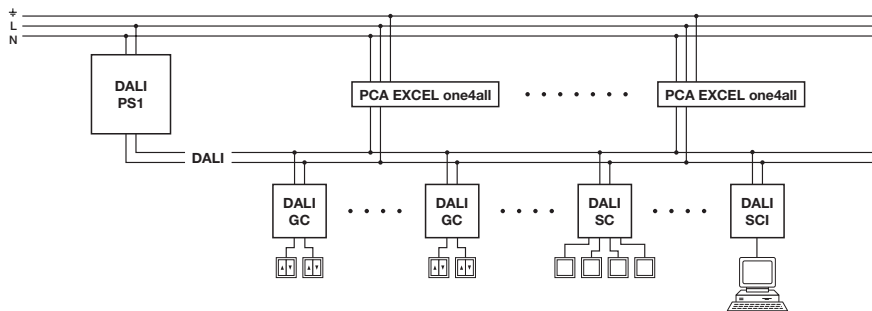
**LED display**

Status LED indicating operating status.

Green (flashing): normal operation (with telegram traffic through bus).

Red: short circuit or excessive load at DALI control line.

**Wiring**



Circuit diagram